



MARAJÁ
GLAZED PORCELAIN STONEWARE



MARAJÁ NE



MARAJÁ NE






The tile patterns, mix colors and sizes to achieve clever designs with endless possibilities for a timeless and trendy look. The simplicity of the materials and the contrasts between natural and bright colors imbue residential and commercial interiors with a modern, family-like atmosphere.

Warm, soothing tones, colors that evoke a sense of well-being, transforming walls and floors into the theatrical backdrops of everyday life, so that interiors become welcoming, creative, eclectic, multisensorial and glamorous.







MARAJÁ VE



The MARAJÁ series takes its own inspiration from worldwide suggestions and influences: an alchemy of colours, with natural and ethnic roots, deep reverberations and shades that suggest new creative solutions. Thanks to the advanced properties of strength and resistance of their porcelain bodies they embrace the durability and beauty of tile throughout the house and beyond.



MARAJÁ BG
MARAJÁ MT






MARAJÁ BG



MARAJÁ MT




Modern and vibrant colors, sizes and decorative elements, make Marajá a viable surfacing selection for living and commercial spaces. The high strength and minimal water absorption allow these tiles to outperform even real granite. Furthermore, they make lovely and durable

wall coverings that can be finished with special trims and decorative accents. Their different textures and veining, serve to further underscore the naturalness of their origins, lending a natural grace and harmony to architectural works.

MARAJÁ
GLAZED PORCELAIN STONEWARE

20"x20"
13"x13"
6^{1/2}"x6^{1/2}"



RE97 Marajá BG
20"x20"
RF01 Marajá BG
13"x13"
RF05 Marajá BG
6^{1/2}"x6^{1/2}"




RJ67 Marajá BG
Mosaic-Square 2"x2"
13"x13"



RJ71 Marajá Listelli BG
13"x13"



RE98 Marajá MT
20"x20"
RF02 Marajá MT
13"x13"
RF06 Marajá MT
6^{1/2}"x6^{1/2}"



RJ68 Marajá MT
Mosaic-Square 2"x2"
13"x13"



RJ72 Marajá Listelli MT
13"x13"



RK94 Kali BG
2"x13"



RK93 Kali MT
2"x13"




RJ75 Marajá FR. BG/MT
2"x13"



RK91 Kali NE
2"x13"



RK92 Kali VE
2"x13"




RJ76 Marajá FR. VE/MT
2"x13"



RJ77 Marajá FR. NE/MT
2"x13"

MARAJÁ
GLAZED PORCELAIN STONEWARE

20"x20"
13"x13"
6 1/2"x6 1/2"




RE99 Marajá VE
20"x20"
RF03 Marajá VE
13"x13"
RF07 Marajá VE
6 1/2"x6 1/2"



RJ69 Marajá VE
Mosaic-Square 2"x2"
13"x13"



RJ73 Marajá Listelli VE
13"x13"



RF00 Marajá NE
20"x20"
RF04 Marajá NE
13"x13"
RF08 Marajá NE
6 1/2"x6 1/2"



RJ70 Marajá NE
Mosaic-Square 2"x2"
13"x13"



RJ74 Marajá Listelli NE
13"x13"

TRIMS



A387 Marajá BG V-Cap Corner
A388 Marajá MT V-Cap Corner
A389 Marajá VE V-Cap Corner
A390 Marajá NE V-Cap Corner
2 1/4"x2 1/4"



A375 Marajá BG V-Cap
A376 Marajá MT V-Cap
A377 Marajá VE V-Cap
A378 Marajá NE V-Cap
2 1/4"x6 1/2"



A383 Marajá BG Beak
A384 Marajá MT Beak
A385 Marajá VE Beak
A386 Marajá NE Beak
1 3/4"x2 1/4"



A379 Marajá BG Bead
A380 Marajá MT Bead
A381 Marajá VE Bead
A382 Marajá NE Bead
2 1/4"x6 1/2"



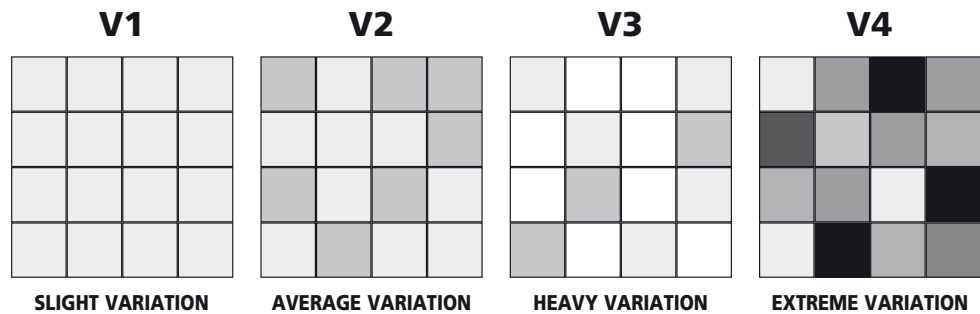
RM16 Marajá BG SBN
RM17 Marajá MT SBN
RM18 Marajá VE SBN
RM19 Marajá NE SBN
3"x13"

Shade variations

The color and shade of all tiles vary to some degree. This variance can be from piece to piece and can also occur from production run to production run.

The Ceramic Tile Distributor Association (CTDA), in cooperation with tile manufacturers and distributors, has put together helpful literature entitled the CTDA Color Shade Variation Guide. This guide rates ceramic tile on a four-point scale and ranges from V1 through V4.

Instituting the CTDA’s color shade variation guidelines you will reduce customer complaints and sell the unique and individual beauty of each ceramic tile.



V1 Slight Shade Variation

The range of color and/ or finish within the same shade is relatively uniform from tile to tile.

V2 Average Shade Variation


The range of color and/ or finish within the same shade is moderately noticeable from tile to tile.

V3 Heavy Shade Variation

The range of color and/ or finish within the same shade is distinctly different from tile to tile.

V4 Extreme Shade Variation

The range of color and/ or finish within the same shade is extensively random from tile to tile.

SHADE VARIATION AND APPLICATIONS				
 V4 EXTREME VARIATION		Residential	Commercial	Industrial
	Floor	•	•	
	Wall	•	•	•
	Countertop	•	•	•
	Pool	•	•	•

Water, oil, grease, or other fluids create slippery conditions. Floors with exposure to these conditions require extra caution in product selection and proper maintenance.

Care & Maintenance

Marajá is a stain-resistant porcelain tile. Routine maintenance will keep your tile looking new for years to come.

Ragno USA's products are typically easy to install and maintain using the following general guidelines:

- Choose tile from same dye lot and caliber whenever possible
- Select tile alternately from several boxes and rotate when installing
- Follow industry-accepted installation practices as detailed by Tile Council of America "Handbook for Ceramic Tile Installation" or those recommended by the Ceramic Tile Institute of America
- Remove all grout residue promptly after application; neither acid cleaning nor sealing is recommended
- Clean regularly with clear water and/or a neutral (soapless) cleaner, wipe dry to lessen slippery conditions

TECHNICAL SPECIFICATIONS

DESCRIPTION	RESULT	ASTM#
Water Absorption	≤ 0.50%	C373
PEI Rating	4	C1027
MOHS (Scratch Resistance)	6	MOHS Scale
Frost Resistant	Resistant	C1026
C.O.F. Wet	0.60 ≤ COF < 0.70	C1028
C.O.F. Dry	0.70 ≤ COF < 0.80	C1028
Breaking Strength	13"x13"	≥ 495 lbs. (225 kg)
	20"x20"	≥ 635 lbs. (288 kg)
Chemical Resistance	ACID	Very Good
	BASE	Very Good

PACKAGING

	SIZE	THICKNESS	BOX			PALLET		
			PCS	SQ FT	LBS	BOXES	SQ FT	LBS
Floor Tile	20"x20"	7/16"	06	16.15	80.00	24	387.60	1920.00
Floor Tile	13"x13"	5/16"	13	15.52	59.00	44	682.88	2596.00
Floor Tile	6 1/2"x6 1/2"	5/16"	36	10.55	42.00	51	538.05	2142.00
Mosaic-Square 2"x2"	13"x13"	Compatible	09		40.00			
Listelli	13"x13"	Compatible	09		40.00			
Freccia	2"x13"	Compatible	06		5.00			
Kali Border	2"x13"	Compatible	08		6.00			
V-Cap	2 1/4"x6 1/2"	Compatible	12		10.00			
V-Cap Corner	2 1/4"x2 1/4"	Compatible	04		1.00			
Bead	2 1/4"x6 1/2"	Compatible	12		4.00			
Beak	1 3/4"x2 1/4"	Compatible	04		1.00			
Single Bullnose	3"X13"	Compatible	30		39.00			



Field Tile



Wall Tile



Durability



C.O.F. (Wet)



C.O.F. (Dry)



Modular Tile



Decorative Tile



Extreme Variation



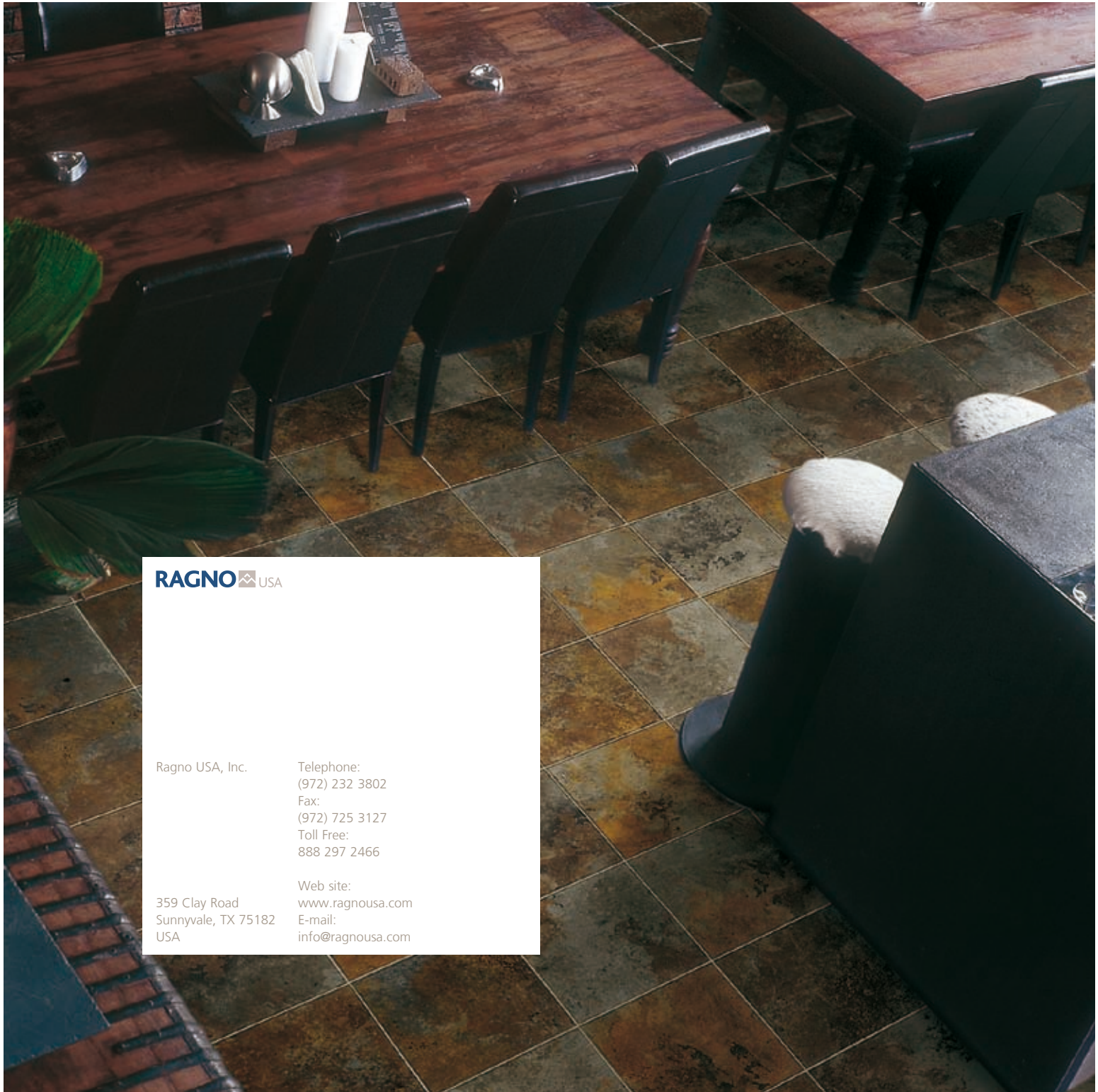
Trim Available



Frost Resistant



Meets ADA Recommendations



RAGNO USA

Ragno USA, Inc.

Telephone:
(972) 232 3802
Fax:
(972) 725 3127
Toll Free:
888 297 2466

359 Clay Road
Sunnyvale, TX 75182
USA

Web site:
www.ragnousa.com
E-mail:
info@ragnousa.com